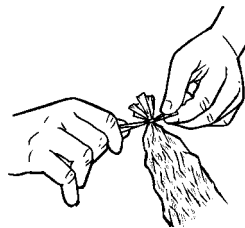
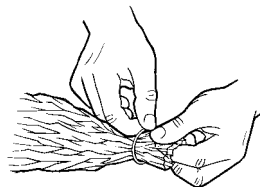


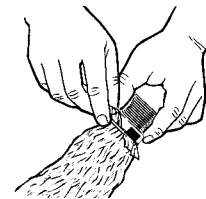
1. Cut a piece of approx. 50-60 cm (19-23 inch).



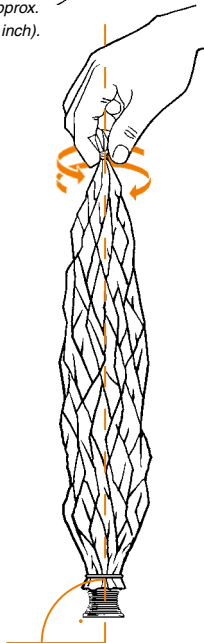
2. Tie close at one end



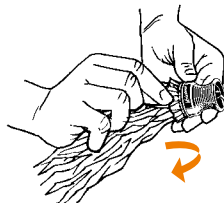
3. Attach Balloon Fixation Ring



4. Attach Balloon to Valve



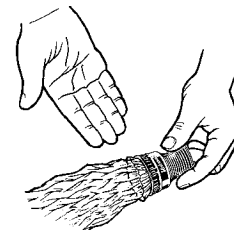
5. Align Valve Balloon to Valve



6. Evert Balloon Mantle



7. Fixing the Balloon with the Slipping



8. Valve Balloon ready to use

The Instructions for Use of the VOLCANO Vaporization System are mandatory.



www.storz-bickel.com